

Rubik's Cube Multicolor Cheatsheet

Notes by Ray Cruz: *Solve layers one and two first!*

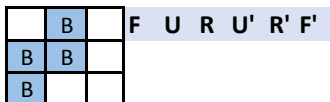
Select Bottom Color: **G** *Target Top Color: Blue*

3rd Layer [Lessons from Noah Richardson](#) [Beginners start here!](#)

[Start to End - Red to Orange](#)

Blue Cross (Goal) [Stage 5](#) [Green to Blue](#)

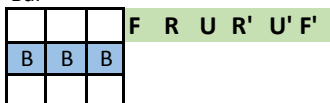
Blue Hook



[Expert advice](#)

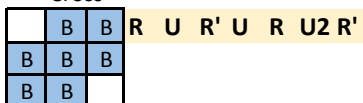
Face Front below hook which is on Up side pointing up towards Back

Blue Bar



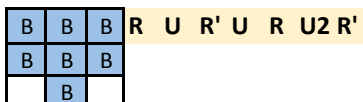
Blue Corners (Goal) [Stage 5 - Part 2](#)

Blue + Cross



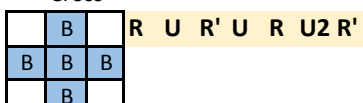
Face Front below cross with a target color edge facing Front

Blue + Cross



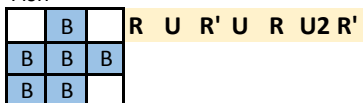
Front below

Blue + Cross



Blue Keep on Left side

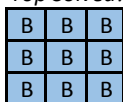
Blue Fish



If target color edge is not facing Front repeat same algorithm

Repeat same algorithm to get top all same target color

Blue *Top Solved!*



Target Color: Blue

Matching Corners [Stage 6](#)

Top Layer Sides (Goal) - After solving Target Color top - Match corners first - then middle edges

Matching Corners - Move to align with matching sides

Move matching corners to Back - Target Color on Up side

R' F R' B2 R F' R' B2 R2

If no matching corners, execute same algorithm twice

Matching Edges [Stage 6 - Part 2](#)

Matching Middle Edge Pieces - Corners already solved

Rotate edge clockwise

R2 U R U R' U' R' U' R' U R'

Rotate edge counter-clockwise

R U' R U R U R U' R' U' R2

Keep matched side in back

Solved! [Find your cube solution here!](#) [Speedy solutions...](#) [One handed 27 seconds!](#)

Notation Key: F' Prime=Fi inverted=CC

F = Front Clockwise -C
 F' = Fi = Front Counterclockwise -CC
 B = Back Clockwise -C
 B' = Bi = Back Counterwise -CC
 U = Up - Top Clockwise -C
 U' = Ui = Up Counterclockwise -CC
 D = Down - Bottom Clockwise -C
 D' = Di = Down Counterclockwise -CC
 R = Right Clockwise -C
 R' = Ri = Right Counterclockwise -CC
 L = Left Clockwise -C
 L' = Li = Left Counterclockwise -CC
 (X)2 = (specified side) 2 turns or 180°
 U2 or (2U) = Up 180° degrees
[\(More keys sometimes used\)](#)

Side Color Key by Center tab:

White opposite Yellow
 Orange opposite Red
 Green opposite Blue

Color Rotation Sequence Clockwise:

Up Side	Rotation
W-White	Orange-Blue-Red-Green
Y-Yellow	Orange-Green-Red-Blue
G-Green	White-Red-Yellow-Orange
B-Blue	White-Orange-Yellow-Red
O-Orange	White-Green-Yellow-Blue
R-Red	White-Blue-Yellow-Green